



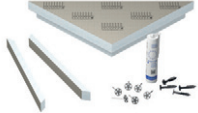



■ PRODUCT SPECIFICATIONS – LUX ELEMENTS®-RELAX-BA

	ARTICLE-NUMBER	ARTICLE-NAME / ARTICLE-DESCRIPTION	NOMINAL FORMATS/DIMENSIONS LENGTH x WIDTH x HEIGHT	UNIT	PRICE / UNIT €
	LREL8004	RELAX-BA-SOLO-G 750, bench form SOLO, straight, 750 mm long	750 x 500 x 450 mm	piece	
	LREL8003	RELAX-BA-SOLO-G 900, bench form SOLO, straight, 900 mm long	900 x 500 x 450 mm	piece	
	LREL8005	RELAX-BA-SOLO-G-W 900, bench form SOLO, straight, 900 mm long, for the installation of a TUB-WALL RT 1 900/200 or RT 3 900/200	900 x 500 x 520 mm	piece	
	LREL8000	RELAX-BA-CO, bench form CORNER, triangular	816 x 577 x 508 mm	piece	
	LREL8001	RELAX-BA-CO FLOAT S, bench form CORNER FLOAT S, floating, including mounting kit consisting of 6 pieces FIX-SB 80S35, 4 pieces FIX-SD 80 and 1 cartridge COL-MK	610 x 430 x 100 mm	piece	
	LREL8002	RELAX-BA-CO FLOAT L, bench form CORNER FLOAT L, floating, including mounting kit consisting of 6 pieces FIX-SB 80S35, 4 pieces FIX-SD 80 and 1 cartridge COL-MK	849 x 600 x 100 mm	piece	

System components COL, DRY



Visit www.luxelements.com for further information on RELAX.

Data sheets, assembly instructions, test certificates and additional brochures under 'Downloads', videos under 'Practice' and on YouTube.