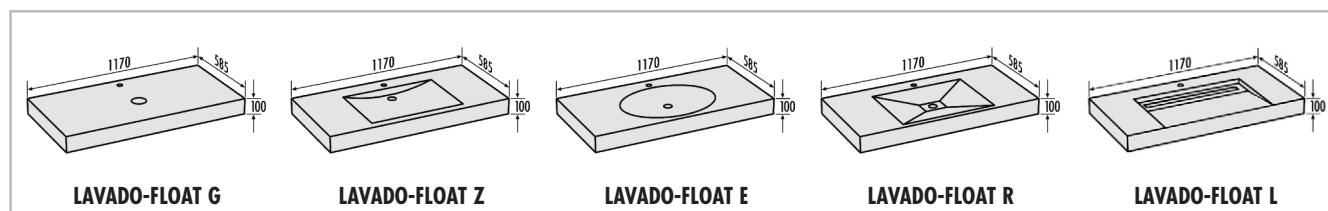







■ PRODUCT SPECIFICATIONS – LUX ELEMENTS®-LAVADO

ARTICLE-NUMBER	ARTICLE-NAME / ARTICLE-DESCRIPTION	NOMINAL FORMATS/DIMENSIONS WIDTH x DEPTH x HEIGHT	UNIT	PRICE / UNIT €
----------------	------------------------------------	--	------	----------------



	<b>LLAVE5001</b> <b>LAVADO-FLOAT G</b> , washstand, even, without recess, as set for single washing facility, incl. 1 cartridge COL-MK and 2 stainless steel brackets 450 mm in length	1170 x 585 x 100 mm	set	
	<b>LLAVE5002</b> <b>LAVADO-FLOAT Z</b> , washstand, with cylindrical recess, as set for single washing facility, incl. 1 cartridge COL-MK and 2 stainless steel brackets 450 mm in length	1170 x 585 x 100 mm	set	
	<b>LLAVE5003</b> <b>LAVADO-FLOAT E</b> , washstand, with elliptical recess, as set for single washing facility, incl. 1 cartridge COL-MK and 2 stainless steel brackets 450 mm in length	1170 x 585 x 100 mm	set	
	<b>LLAVE5004</b> <b>LAVADO-FLOAT R</b> , washstand, with rectangular recess, as set for single washing facility, incl. 1 cartridge COL-MK and 2 stainless steel brackets 450 mm in length	1170 x 585 x 100 mm	set	
	<b>LLAVE5005</b> <b>LAVADO-FLOAT L</b> , washstand, with sloping recess, with channel drain 70 x 650 mm, hard foam support material, with cover rail and tiling aid made of brushed stainless steel, cover rail tileable on the rear side, height adjustable with height adapter from 5 – 17 mm, including clip-on drainage adapter for drain pipe 1 1/4", as a set for single washing facility, including 1 cartridge COL-MK and 2 stainless steel brackets 450 mm in length	1170 x 585 x 100 mm	set	

System components COL



Visit [www.luxelements.com](http://www.luxelements.com) for further information on LAVADO.

Data sheets, assembly instructions, test certificates and additional brochures under 'Downloads', videos under 'Practice' and on YouTube.