



LUX ELEMENTS®-RELAX-BA-CO

LUX ELEMENTS®-RELAX-BA-SOLO G ...

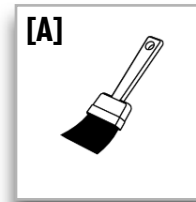

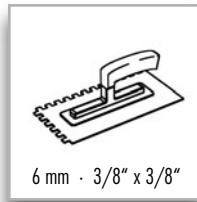
Instructions for assembly · Instructions de montage · Instrucciones de montaje

Made in Germany



TOOLS/MATERIALS REQUIRED

OUTILS/MATERIAUX REQUIS · HERRAMIENTAS/MATERIALES NECESARIOS

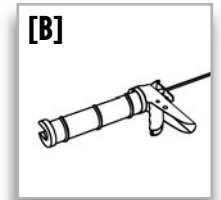
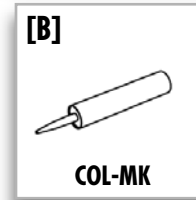
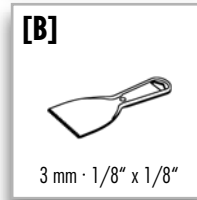



[A] / [B]

[EN] – Explanation:
... see rear side

[FR] – Explication :
... voir au verso

[ES] – Explicación:
... véase al revés



08/2016 We reserve the right to make technical changes
 Sous réserve de modifications techniques
 Bajo reserva de modificaciones técnicas



[EN] – For further information ... please refer to our documents. Data sheets, test certificates and processing instructions can be downloaded from www.luxelements.com

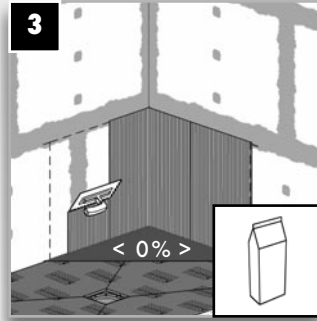
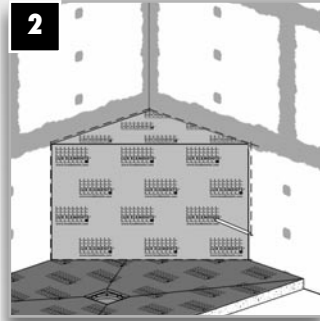

[FR] – Pour de plus amples informations ... veuillez consulter nos documents. Les fiches techniques, certificats de contrôle et instructions de mise en œuvre peuvent être téléchargés sur www.luxelements.com

[ES] – Para obtener más informaciones ... consulte nuestros documentos. Las fichas técnicas, certificaciones y las instrucciones de proceso pueden ser descargadas en www.luxelements.com

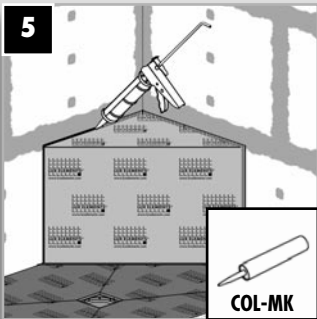
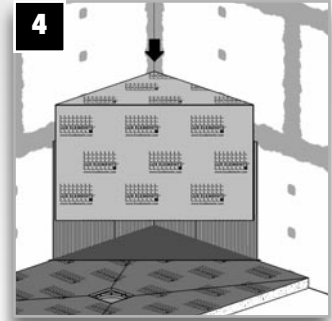
LUX ELEMENTS®-RELAX-BA-CO LUX ELEMENTS®-RELAX-BA-SOLO G ...

Instructions for assembly · Instructions de montage · Instrucciones de montaje

Made in Germany



Fixing adhesive · Colle d'application
Adhesivo de aplicación



COL-MK

[EN] – PLEASE OBSERVE ...

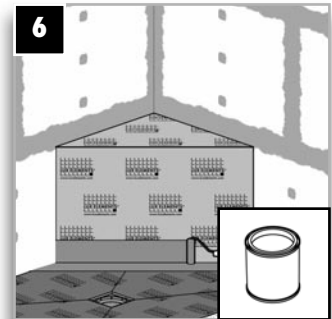
- Sealing with LUX ELEMENTS®-DRY-ASK = VARIANTE 'A', steps 6.A – 8.A
 - Sealing with LUX ELEMENTS®-COL-MK = VARIANTE 'B', steps 6.B – 9.B
- Sealing with liquid sealants: only with prior approval of the respective manufacturer!

[FR] – VEUILLEZ TENIR COMPTE ...

- Etanchéifier avec LUX ELEMENTS®-DRY-ASK = VARIANTE 'A', Etapes 6.A – 8.A
 - Etanchéifier avec LUX ELEMENTS®-COL-MK = VARIANTE 'B', Etapes 6.B – 9.B
- Etanchéifier avec une étanchéité liquide : seulement après consultation et accord du fabricant !

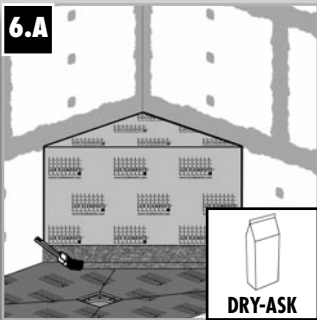
[ES] – ATENCIÓN ...

- Sellar con LUX ELEMENTS®-DRY-ASK = VARIANTE 'A', pasos 6.A – 8.A
 - Sellar con LUX ELEMENTS®-COL-MK = VARIANTE 'B', pasos 6.B – 9.B
- Sellar con sellados líquidos: solo con previa autorización del fabricante en cuestión!

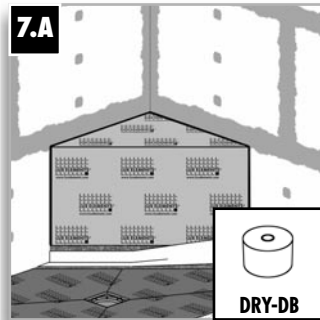


Sealing filler · Colle d'étanchéité
Mortero de impermeabilización

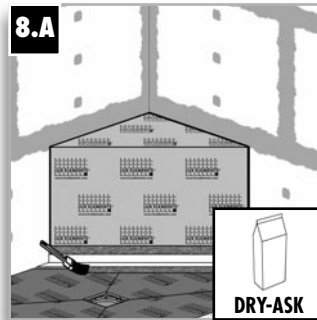
[A] – DRY-ASK + DRY-DB ...



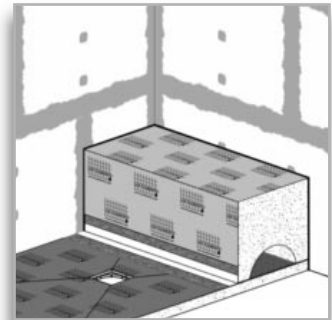
DRY-ASK



DRY-DB

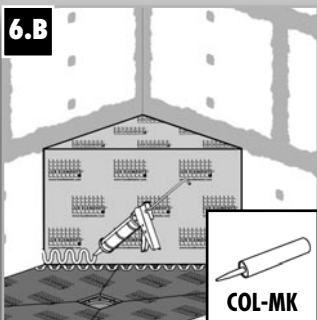


DRY-ASK

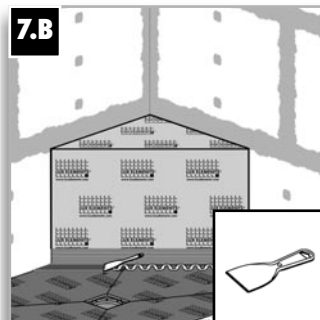


RELAX-BA-SOLO G 750
RELAX-BA-SOLO G 900

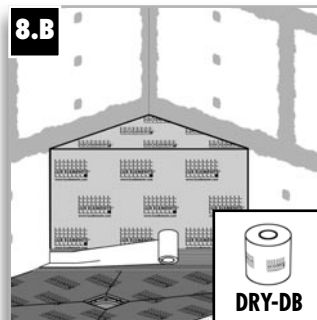
[B] – COL-MK + DRY-DB ...



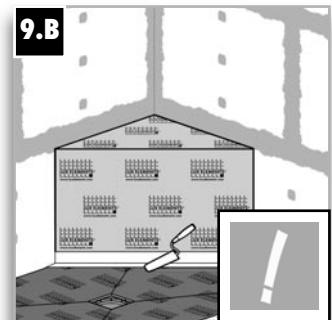
COL-MK



3 mm · 1/8" x 1/8"



DRY-DB



Remove excess adhesive
Niveler et retirer l'excédent de colle
Eliminar el adhesivo sobresaliente

We reserve the right to make technical changes
Sous réserve de modifications techniques
Bajo reserva de modificaciones técnicas
08/2016 · PROSS158



Welcome to ... · Bienvenue chez ...

LUX ELEMENTS – The original can do · L'original : La solution

Solutions for modern building design · Solutions pour des constructions modernes