

Product Description

LUX ELEMENTS®-TUB shower base elements consist of a hard foam core of expanded polystyrene with special mortar coating on both sides reinforced with glass fibre fabric with integrated floor drain support frame.

System components

- **LUX ELEMENTS®-DRY-DB** is a sealing tape fleece backed on both sides, which is ideally suited for wall/floor connections and for the formation of wall corners.
 - width: 100 mm
 - thickness: approx. 0,6 mm
- **LUX ELEMENTS®-DRY-DBIE/AE** are deep drawn interior or exterior corners fleece backed on both sides, which are ideally suited for fast and secure formation of corner seals (suitable for LUX ELEMENTS®-DRY-DB).
- **LUX ELEMENTS®-DRY-ASK** is a single-component, water-impermeable, crack-bridging and flexible sealing compound.

Applications

LUX ELEMENTS®-TUB shower bases are provided with ceramic covering and can be used wherever building regulations stipulate barrier-free construction e.g. in homes for the elderly, disabled person's dwellings etc. and of course wherever the comfort and aesthetics of modern building methods are desirable.

When sealed in the factory or on site with LUX ELEMENTS®-DRY-ASK, the LUX ELEMENTS®-TUB products are equivalent to the bonded panel-type sealing materials described in DIN 18534 Part 6. They are usable for the water action class W2-I as AIV-P. We would ask that you consult our Technical Department before using them in the water action class W3-I.

The LUX ELEMENTS®-TUB shower base elements sealed at the factory or on site with LUX ELEMENTS®-DRY-ASK comply with the requirements for constructional waterproofing when utilised in conjunction with ceramic tiles and pavings in accordance with Building Regulation Lists A Part 2, current No. 2.50. The range of application refers to moisture exposure class A2 for directly exposed floor areas in rooms in which service or cleaning water is frequently or continuously used, such as e.g. transitional areas in swimming pools and shower units (public and private).

Substrate

– firm, load-bearing, clean and vibration-free mineral floors

Recommended use

The LUX ELEMENTS®-TUB shower bases can be shortened. In all cases, a 50 mm wide margin must remain, measured from the edge of the installation frame. We would like to point out that LUX ELEMENTS®-TUB shower bases which are not shortened all round with the same measurements then have a different external thickness due to the built-in slope, thus leading to an offset to the adjacent floor.

Please also follow the 'LUX ELEMENTS®-TUB/TUB-LINE' mounting instructions.

Covering materials

The LUX ELEMENTS®-TUB shower bases were specially developed for coverings with ceramic covering materials. The ceramic covering takes on the function of the load distribution layer. The loads that can be anticipated in use are to be specified by the specialist planner. The covering must be selected according to the specified load.

Mosaic $\geq 20 \times 20 \times 4$ mm with front-mount adhesive film can be used as the lining for both low exposures and heavier loads (e.g. wheelchair use of up to 200 kg) so long as a reaction resin is used for gluing and joining. If the size of the tiles is $\geq 50 \times 50$ mm, tile adhesive of quality grade C2 can be used for gluing and a cementitious grout material for joining. Ensure that the tiles/mosaic pieces have a sufficient breaking strength. The shower base element should not be subjected to loads greater than 0.1 N/mm^2 .

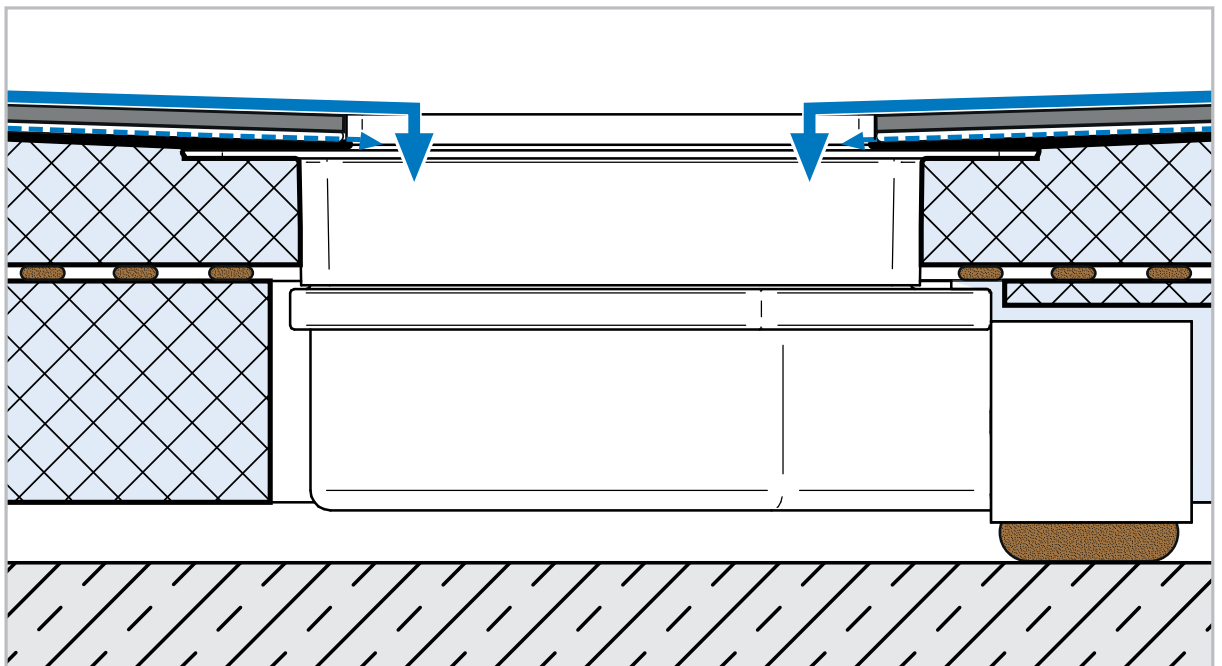
LUX ELEMENTS®-TUB shower bases should be protected between assembly and tiling processes from damage to the sealing. Even if subjected to incorrect use, e.g. stepladders for repair work, make sure load is evenly distributed.

Technical Specifications

- Overall height of shower base element 45 mm [*]
 - Floor drain frame: ABS plastic
 - Grate: stainless steel 1.4301, load class K3 (up to max. 300 kg)
 - Frame upstand for designer grate -DA / -DC / -DM / -DL / -DV / -DS / -DF: stainless steel 1.4301
 - Integrated slope from 45 mm to 30 mm [*]. The design of descending gradients and directions belongs to planning services. Special designs up to a maximum thickness of 65 mm are possible apart from the descending gradients stated here.
 - Compressive strength of 0.1 N/mm²
- * standard (other thicknesses possible)

■ Secondary drainage

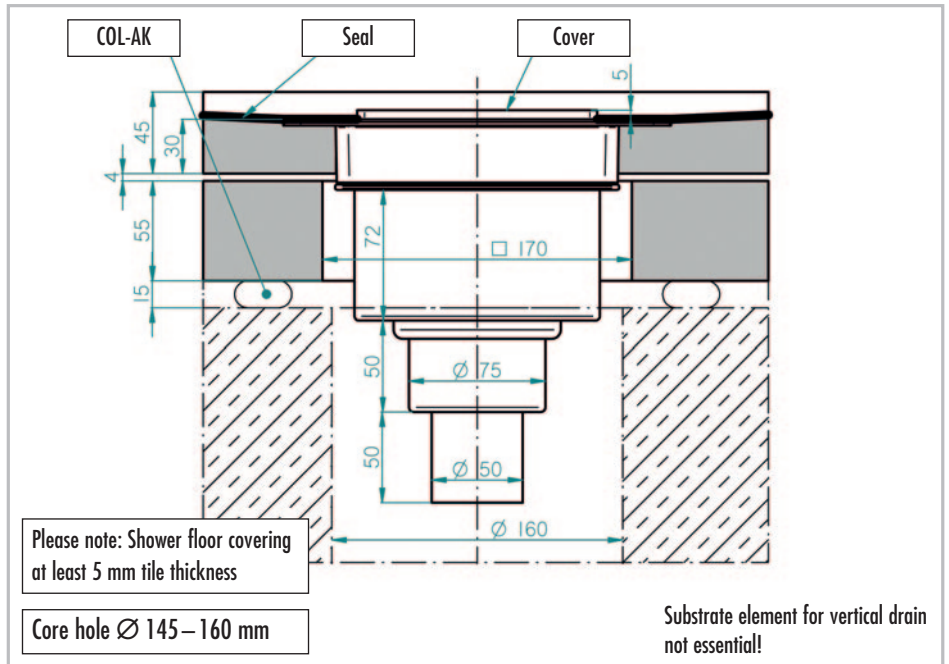
All LUX ELEMENTS®-TUB shower base elements are equipped with a second drainage level.



■ **LUX ELEMENTS®-TUB-BA-S** (vertical shower drain)



- Vertical drain connection fitting with removable siphon trap, sealing water height 50 mm, DN 50
- Core hole
 \varnothing 145 – 160 mm



TUB-BA-S + TUB-RA-...	Standard odour trap DN 50 vertical Drain performance [l/s] in accordance with DIN EN 1253	Minimum covering thickness of shower base (tile + adhesive)
S – Standard grate	1.7	5 mm
DA – Design grate „ANGOLO“	1.4	5 mm
DC – Design grate „CUBE“	1.3	5 mm
DM – Design grate „MARE“	1.6	5 mm
DL – Design grate „LUMEN“	1.5	5 mm
DV – Design grate „VARI“	1.6	5 mm (Cover 8 mm)
DS – Design grate „SLOT“ (lockable)	1.7	5 mm
DF – Design grate „TILE“ (lockable)	1.6	14 mm (Cover 11 mm)

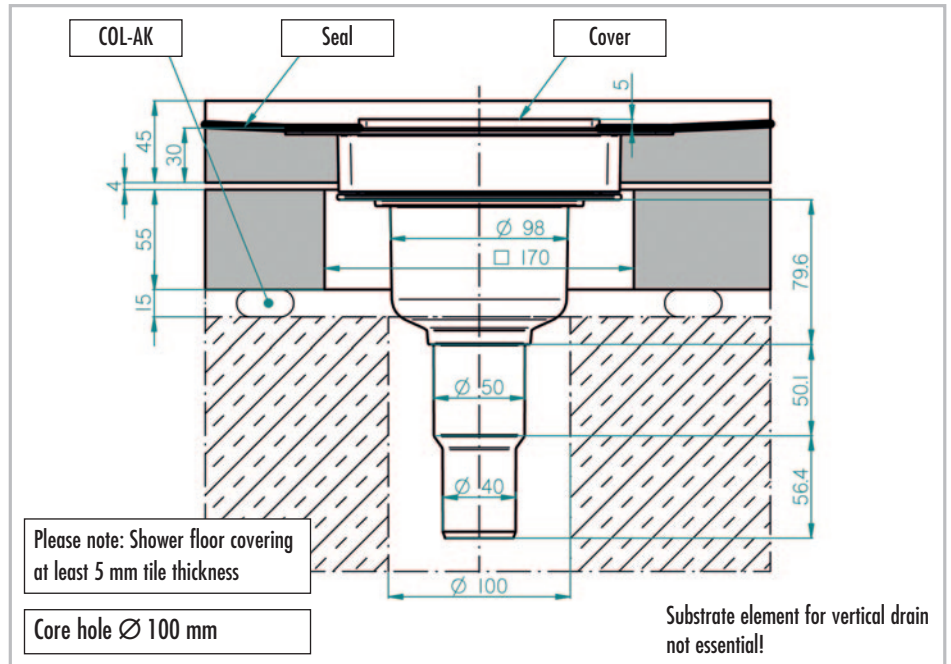
The installation of a hair trap (TUB-BAZ HS) can reduce the drainage capacity by up to 0.3 l/s.

The installation of the Multistop (TUB-BAZ STOP) can increase the drainage capacity by up to 0.3 l/s.

■ **LUX ELEMENTS®-TUB-BA-S 100** (vertical shower drain)



- Vertical drain connection fitting with removable siphon trap, sealing water height 50 mm, DN 40 (expandable to DN 50 by cutting to size)
- Core hole \varnothing 100 mm



TUB-BA-S 100 + TUB-RA-...	Standard odour trap DN 50 vertical Drain performance [l/s] in accordance with DIN EN 1253	Minimum covering thickness of shower base (tile + adhesive)
S – Standard grate	1.2	5 mm
DA – Design grate „ANGOLO“	1.1	5 mm
DC – Design grate „CUBE“	1.1	5 mm
DM – Design grate „MARE“	1.2	5 mm
DL – Design grate „LUMEN“	1.1	5 mm
DV – Design grate „VARI“	1.2	5 mm (Cover 8 mm)
DS – Design grate „SLOT“ (lockable)	1.2	5 mm
DF – Design grate „TILE“ (lockable)	1.2	14 mm (Cover 11 mm)

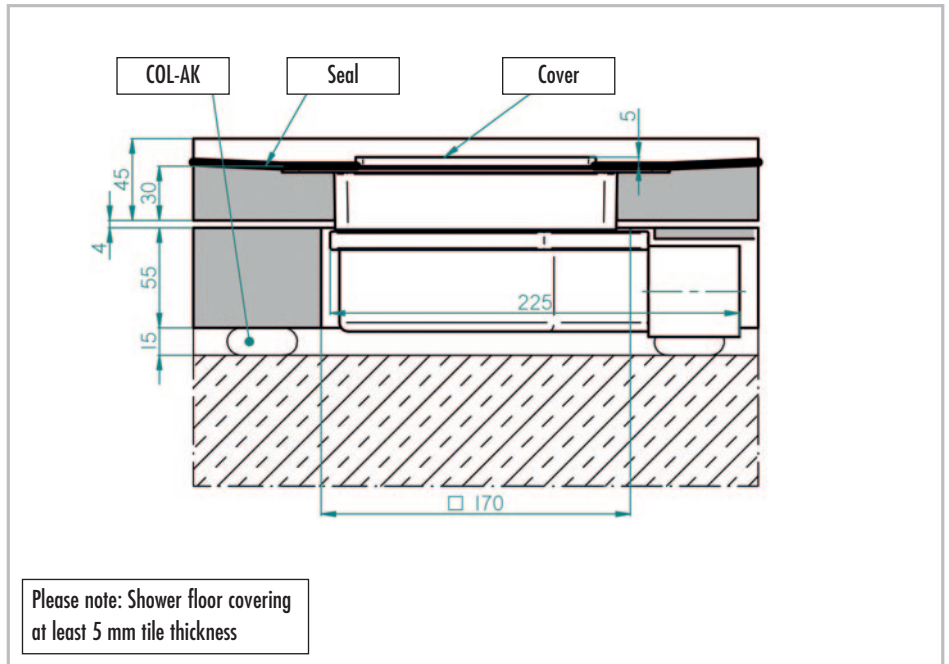
The installation of a hair trap (TUB-BAZ HS) can reduce the drainage capacity by up to 0.3 l/s.









The installation of the Multistop (TUB-BAZ STOP) can increase the drainage capacity by up to 0.3 l/s.

■ **LUX ELEMENTS®-TUB-BA-W** (horizontal shower drain)



– Horizontal drain connection fitting with removable siphon trap, sealing water height 30 mm, DN 50



TUB-BA-W + TUB-RA-...	Standard odour trap DN 50 horizontal Drain performance [l/s] in accordance with DIN EN 1253	Minimum covering thickness of shower base (tile + adhesive)
 S – Standard grate	1.0	5 mm
 DA – Design grate „ANGOLO“	1.1	5 mm
 DC – Design grate „CUBE“	1.2	5 mm
 DM – Design grate „MARE“	1.2	5 mm
 DL – Design grate „LUMEN“	1.1	5 mm
 DV – Design grate „VARI“	1.3	5 mm (Cover 8 mm)
 DS – Design grate „SLOT“ (lockable)	1.0	5 mm
 DF – Design grate „TILE“ (lockable)	1.0	14 mm (Cover 11 mm)

The installation of a hair trap (TUB-BAZ HS) can reduce the drainage capacity by up to 0.3 l/s.

The installation of the Multistop (TUB-BAZ STOP) can increase the drainage capacity by up to 0.3 l/s.

LUX ELEMENTS®-TUB Shower base elements

Reviewed on: 01/2018
 Replace DS from: 01/2018

■ In general

Please note that with flush with the floor shower bases, in the case of

- a low slope
 - rough ceramics
 - the lack of a shower enclosure
 - unfavourable shower head placement
 - high water pressure or high quantity of water (e.g. in the case of flood showers)
- water can run out of the shower area or accumulate.

■ Accessories

LUX ELEMENTS®-TUB-BAZ STOP

is a retrofittable odour, foam and vermin barrier, which can be installed instead of a standard siphon trap.



LUX ELEMENTS®-TUB-BAZ HS

is a removable PP plastic hair trap.



LUX ELEMENTS®-TUB-BAZ DN 50/40

is a DN 50 to DN 40 reducer with lip seal.



LUX ELEMENTS®-TUB-BAZ BST

is an adapter from DN 50 to British Standard, made of PVC.



LUX ELEMENTS®-TUB-BAZ HTK

replaces six traditional HT bends from 0 to 87 degrees.
 (see data sheet LUX ELEMENTS®-TUB-BAZ HTK)



LUX ELEMENTS®-TUB-BAS-S FIRE STOP

consists of a DN 50 TUB-BAS-S floor drain support for core drill hole \varnothing 160 mm, vertical with odour trap (sealing water height 50 mm), including grate fitting frame made of ABS plastic and standard grate made of stainless steel, including TUB-BAZ-VER extension piece and fire protection insert for pipe bushing. The Fire-Kit pipe bushing system as per approval number Z-19.17-1719 prevents the transmission of fire and smoke for a fire resistance period of 120 minutes or 90 minutes respectively (depending on the ceiling) according to DIN 4102-2, taking into account the requirements specified in the approval.



TUB-BAS-S FIRE STOP

LUX ELEMENTS®-TUB-BAZ DGD

is a conduit seal with fire protection in connection with the TUB-BAS-S FIRE STOP for core drill hole \varnothing 160 mm, which, in accordance with approval number Z-19.17-1719, prevents the transmission of fire and smoke for a fire resistance period of 120 minutes or 90 minutes respectively (depending on the ceiling) according to DIN 4102-2, taking into account the requirements specified in the approval.



TUB-BAZ DGD



TUB-BAZ VER

LUX ELEMENTS®-TUB-BAZ VER

is an extension piece for the TUB-BA-S, TUB-BA-S 100 and TUB-LINE BA-S.

Impact sound insulating mat:


LUX ELEMENTS®-TUB-TSM 6, 1250 x 1250 x 6 mm

LUX ELEMENTS®-TUB-TSM 12, 1250 x 1250 x 12 mm

(see data sheet LUX ELEMENTS®-TUB-TSM)



TUB-TSM 6



TUB-TSM 12

The relevant recommendations and guidelines, as well as DIN regulations, European standards and safety datasheets are to be observed. The recognised architectural and technical rules apply. We accept liability for the perfect quality of our products. Our processing recommendations are based upon trials and practical experience; they can, however, be no more than general instructions without assurance as to their quality, since we have no influence on the site conditions, on the execution of the work and the processing. With the issuing of this product datasheet previous versions cease to be valid.