











## LUX ELEMENTS®-TUB

### ■ PRODUCT SPECIFICATIONS – LUX ELEMENTS®-TUB-BAS-... (FLOOR DRAIN SUPPORTS VERTICAL DN 50)

	ARTICLE-NUMBER	ARTICLE-NAME / ARTICLE-DESCRIPTION	DIMENSIONS WIDTH x LENGTH	UNIT
	<b>LTUBE1180</b>	<b>TUB-BAS-S*</b> Floor drain support DN 50 vertical, for 160 mm core drill hole, with odour trap, incl. grate fitting frame made of ABS and standard stainless steel grate, universal height adjustment to suit tile thickness	external frame dimensions: 130 x 130 mm, grate: 120 x 120 mm	set
	<b>LTUBE1160</b>	<b>TUB-BAS-DA*</b> Floor drain support DN 50 vertical, for 160 mm core drill hole, with odour trap, incl. grate fitting frame made of ABS, with frame and design grate 'ANGOLO' made of stainless steel, universal height adjustment to suit tile thickness	external frame dimensions: 132 x 132 mm, grate: 120 x 120 mm	set
	<b>LTUBE1161</b>	<b>TUB-BAS-DC*</b> Floor drain support DN 50 vertical, for 160 mm core drill hole, with odour trap, incl. grate fitting frame made of ABS, with frame and design grate 'CUBE' made of stainless steel, universal height adjustment to suit tile thickness	external frame dimensions: 132 x 132 mm, grate: 120 x 120 mm	set
	<b>LTUBE1162</b>	<b>TUB-BAS-DM*</b> Floor drain support DN 50 vertical, for 160 mm core drill hole, with odour trap, incl. grate fitting frame made of ABS, with frame and design grate 'MARE' made of stainless steel, universal height adjustment to suit tile thickness	external frame dimensions: 132 x 132 mm, grate: 120 x 120 mm	set
	<b>LTUBE1163</b>	<b>TUB-BAS-DL*</b> Floor drain support DN 50 vertical, for 160 mm core drill hole, with odour trap, incl. grate fitting frame made of ABS, with frame and design grate 'LUMEN' made of stainless steel, universal height adjustment to suit tile thickness	external frame dimensions: 132 x 132 mm, grate: 120 x 120 mm	set
	<b>LTUBE1164</b>	<b>TUB-BAS-DV*</b> Floor drain support DN 50 vertical, for 160 mm core drill hole, with odour trap, incl. grate fitting frame made of ABS, with frame made of stainless steel and tileable cover 'VARI' made of stainless steel, universal height adjustment to suit tile thickness	external frame dimensions: 132 x 132 mm, cover: 110 x 110 mm	set
	<b>LTUBE1181</b>	<b>TUB-BAS-DS*</b> Floor drain support DN 50 vertical, for 160 mm core drill hole, with odour trap, incl. grate fitting frame made of ABS, with frame and design grate 'Slot' made of stainless steel, universal height adjustment to suit tile thickness, with locking system	external frame dimensions: 132 x 132 mm, grate: 120 x 120 mm	set
	<b>LTUBE1183</b>	<b>TUB-BAS-DF*</b> Floor drain support DN 50 vertical, for 160 mm core drill hole, with odour trap, incl. grate fitting frame made of ABS, with frame made of stainless steel and tileable plastic cover, universal height adjustment to suit tile thickness, with locking system	external frame dimensions: 132 x 132 mm, cover: 110 x 110 mm	set

\* to fit all LUX ELEMENTS®-shower base elements and shower drain element BA

## ■ PACKAGING SPECIFICATIONS – LUX ELEMENTS®-TUB-BAS-...

INDIVIDUAL PACKAGING						
ARTICLE-NUMBER	ARTICLE-NAME	CONTAINER	PACKAGING	DIMENSIONS WIDTH x LENGTH	UNIT	WEIGHT/ UNIT
LTUBE1180	TUB-BAS-S	1 set	bag	280 x 475 mm	set	0,85 kg
LTUBE1160	TUB-BAS-DA	1 set	bag	280 x 475 mm	set	1,3 kg
LTUBE1161	TUB-BAS-DC	1 set	bag	280 x 475 mm	set	1,3 kg
LTUBE1162	TUB-BAS-DM	1 set	bag	280 x 475 mm	set	1,2 kg
LTUBE1163	TUB-BAS-DL	1 set	bag	280 x 475 mm	set	1,3 kg
LTUBE1164	TUB-BAS-DV	1 set	bag	280 x 475 mm	set	1,0 kg
LTUBE1181	TUB-BAS-DS	1 set	bag	280 x 475 mm	set	0,95 kg
LTUBE1183	TUB-BAS-DF	1 set	bag	280 x 475 mm	set	0,85 kg